




Prosper is a place where everyone matters.



# REVENUE PROJECTIONS

*General Fund Projected Revenue Sources*  
*Property Valuations & Ad Valorem Taxes*  
*Property Tax Rate Distribution*  
*Sales Tax*  
*Water & Sewer Fund Revenue Outlook*  
*Other Town Funds Estimated Revenues*

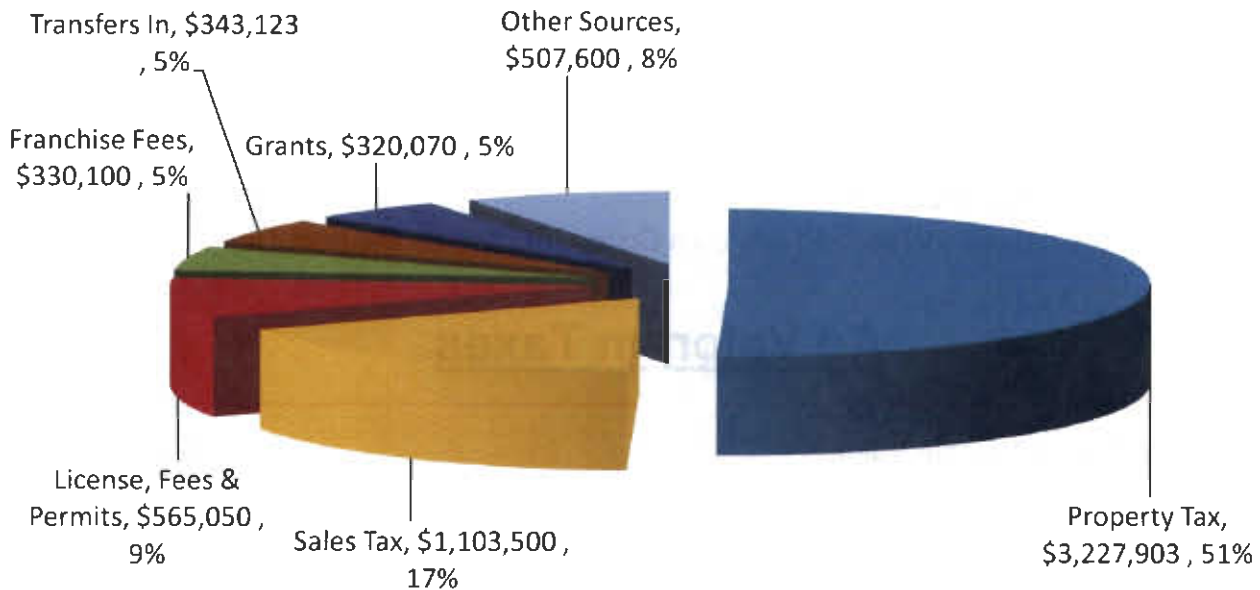
*“Building community ...”*

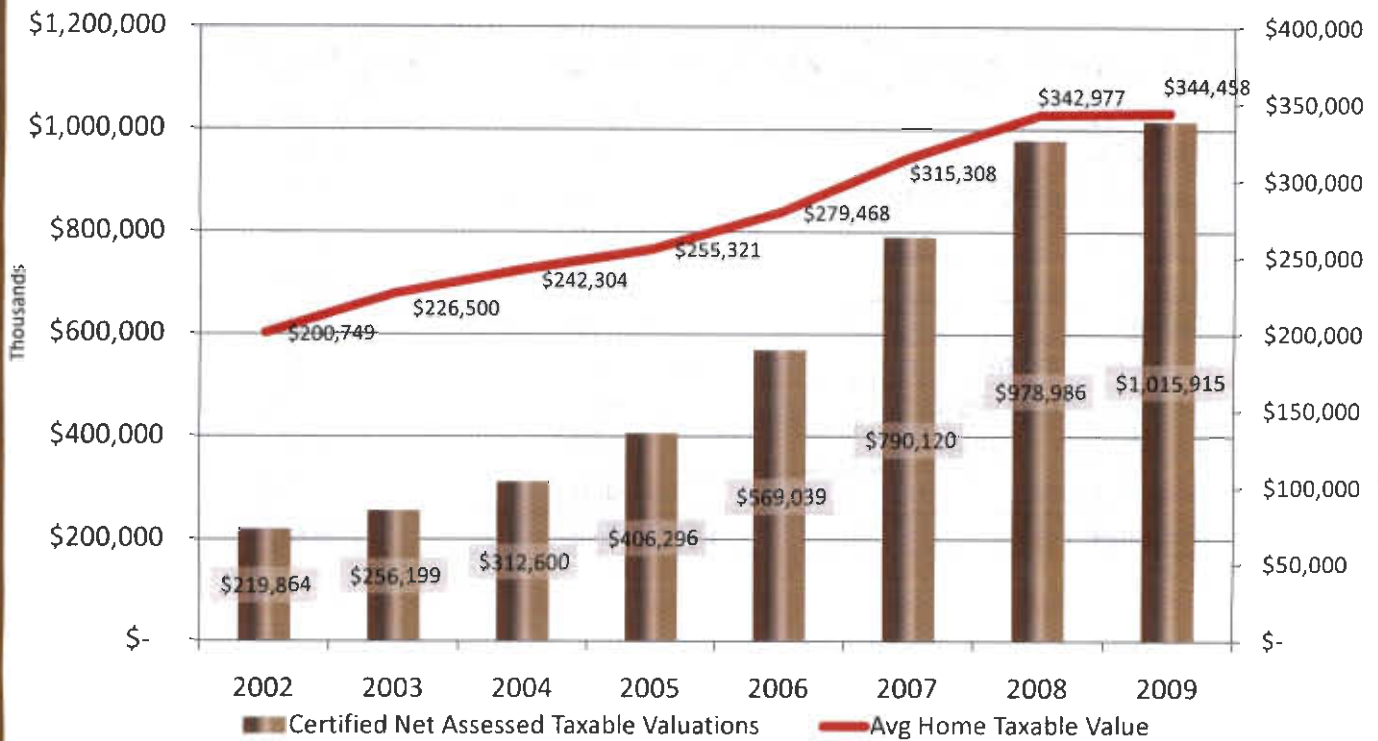


TOWN OF  
**PROSPER**

**FISCAL YEAR 2009-2010 ADOPTED BUDGET**

<i>Revenue Category</i>	<i>FY 2010 Adopted</i>	<i>% of Total</i>
Property Tax	\$3,227,903	50.5%
Sales Tax	\$1,103,500	17.2%
License, Fees & Permits	\$565,050	8.8%
Franchise Fees	\$330,100	5.2%
Transfers In	\$343,123	5.4%
Grants	\$320,070	5.0%
Fines & Warrants	\$222,500	3.5%
Charges for Services	\$185,050	2.9%
Investment Income	\$56,000	0.9%
Miscellaneous	\$44,050	0.7%
<b>Revenue Total</b>	<b>\$6,397,346</b>	<b>100.0%</b>





Source: Collin County Certified Tax Rolls 2002-2009

Certified Net Assessed Taxable Increased 3.77%

Existing Property Values Decreased 2.11% Overall

New Construction Totaled \$ 59.8 Million

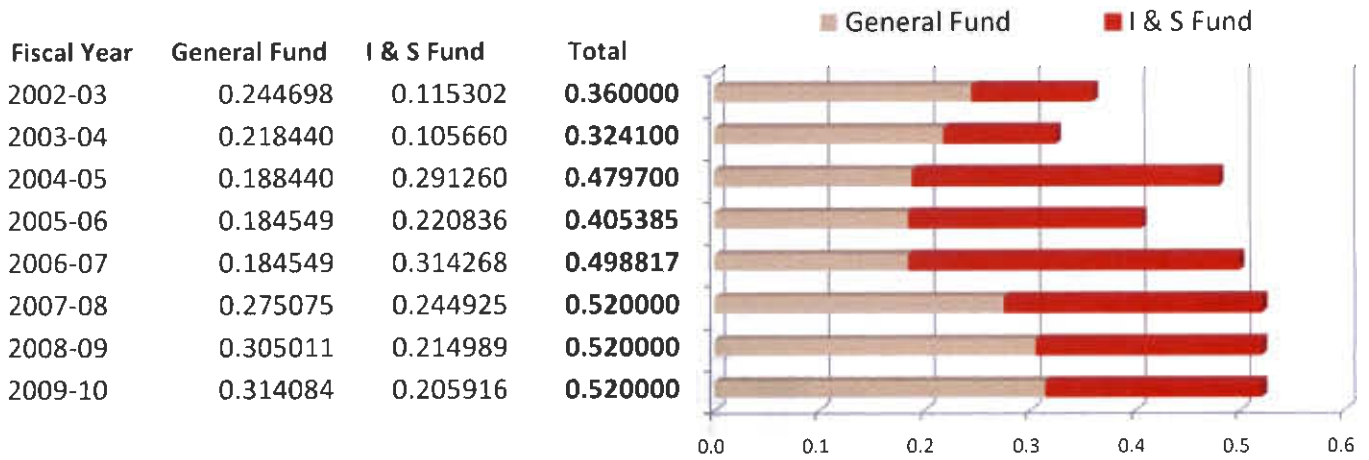
Freeze Adjusted Valuations increased 1.5% from Collin CAD and 51.9% from Denton CAD

## Ad Valorem Taxes

Total Freeze Adjusted Taxable Value		\$961,135,664
<i>Times</i>	Tax Rate (Per \$100)	0.52
<i>Times</i>	Anticipated Tax Collections	100%
<i>Plus</i>	Actual Tax on Freeze	\$255,940.00

**TOTAL TAX LEVY** **\$5,253,845**

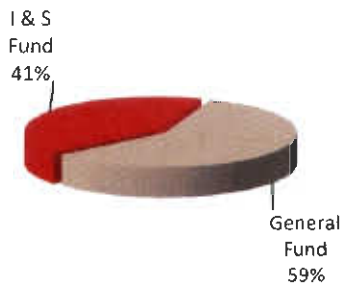
One Penny on the Tax Rate \$96,113



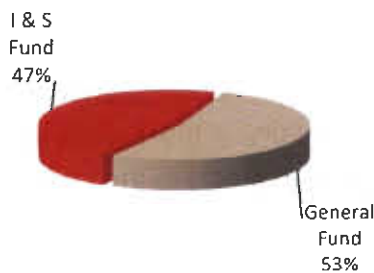
**Tax Rate Distribution  
FY 2009-2010**




**FY 2008-2009**

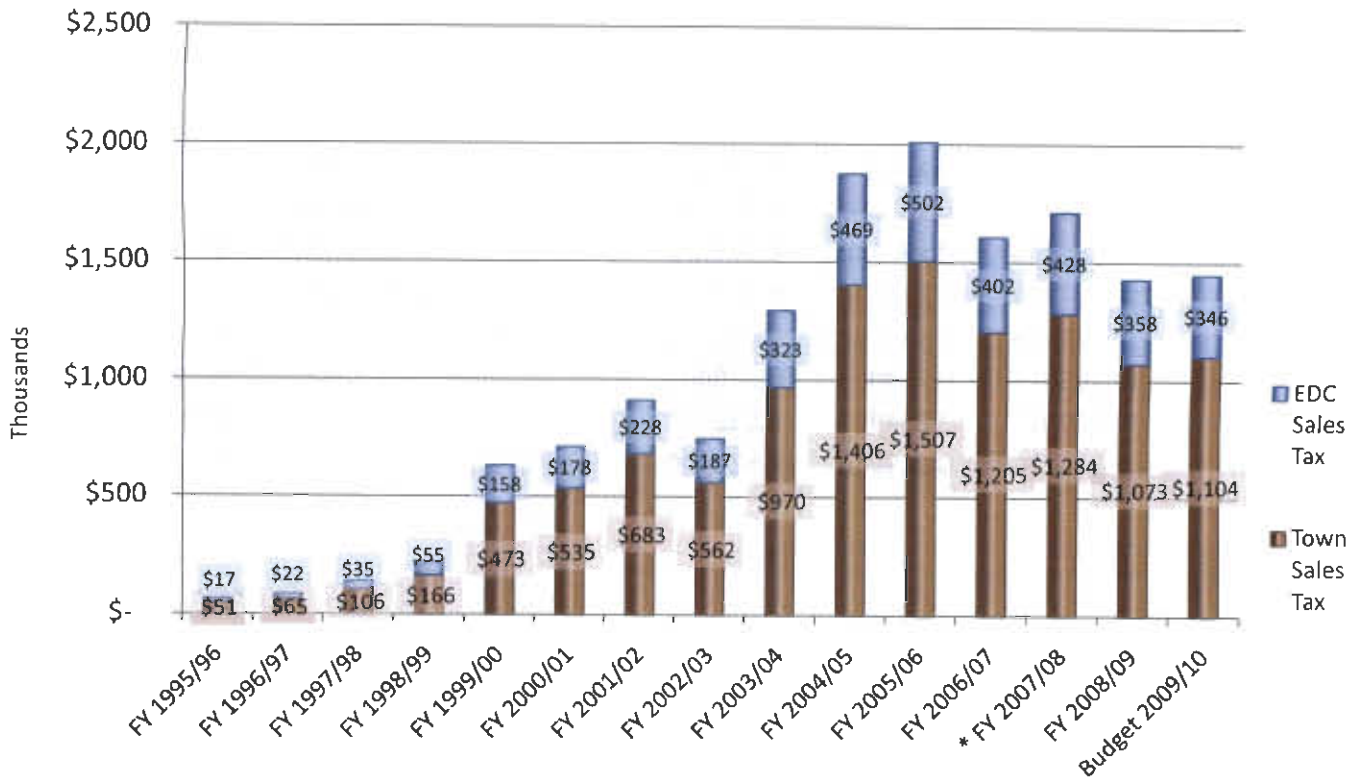


**FY 2007-2008**



**FY 2006-2007**





Source: The Texas State Comptrollers Website

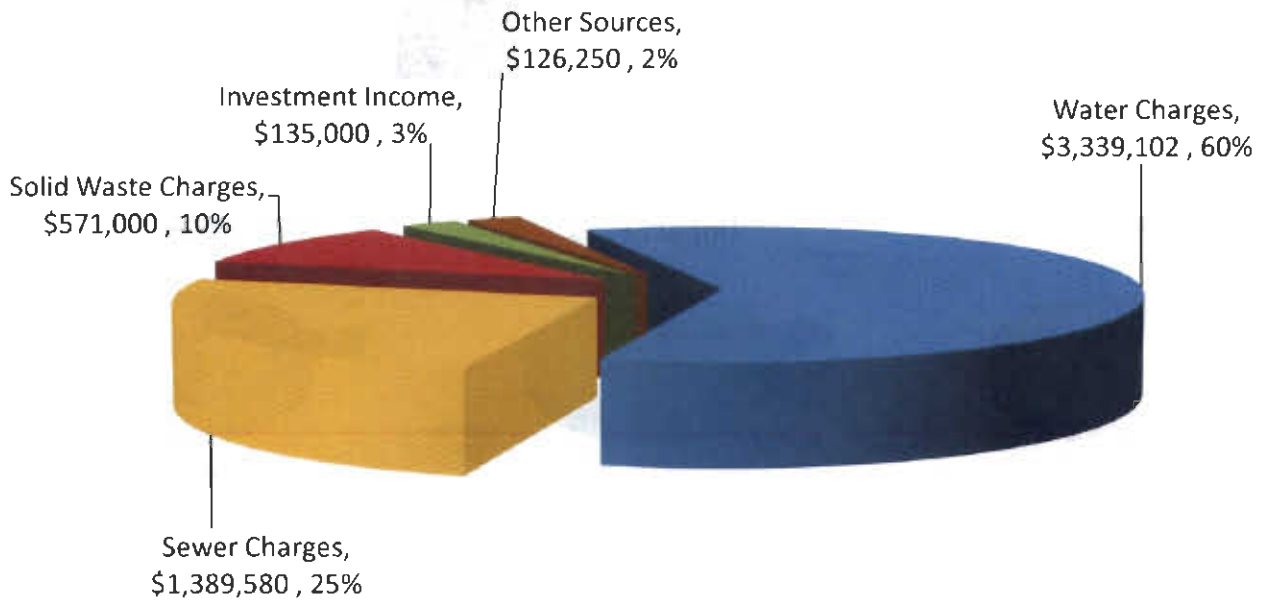
Notes: The Town Sales Tax Includes \$0.005 for Property Tax Relief

\* Prosper received a significant one-time, multi-year audit payment from the State skewing the FY 2008 total. If removed receipts would have totaled \$1.056 Million for the Town and \$352 Thousand for the EDC.

Sales taxes contribute approximately 17.2% of General Fund revenues and are the second largest source of revenue for the General Fund Budget. The Town examines the market conditions in Prosper and the Metroplex in budgeting sales tax conservatively year to year.

Town Sales tax revenues are primarily generated within four areas of business. The business types are categorized according to the North American Industry Classification System ("NAICS"). The Town receives some revenues, even though many are small denominations, from over three hundred NAICS codes or business types. The top four contributing NAICS classifications in Prosper (in no particular order) are Landscaping Services, Home Centers, Ready-Mix Concrete Manufacturing and Electric Power Distribution. Sales in these top four account for over 50% of the Town's Sales Tax Receipts. Two of the four are directly and another one is indirectly tied to the construction industry. This will be closely monitored in FY 2010 since the construction industry often lags the market.

<i>Revenue Category</i>	<i>FY 2010 Adopted</i>	<i>% of Total</i>
Water Charges	\$3,339,102	60.0%
Sewer Charges	\$1,389,580	25.0%
Solid Waste Charges	\$571,000	10.3%
Investment Income	\$135,000	2.4%
Tap & Construction	\$62,150	1.1%
Penalties	\$30,000	0.5%
License, Fees & Permits	\$19,100	0.3%
Miscellaneous	\$15,000	0.3%
<b>Revenue Total</b>	<b>\$5,560,932</b>	<b>100.0%</b>

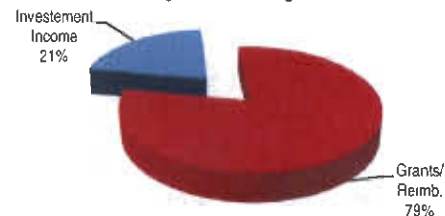


Revenue Category	Debt Service	Capital Projects	Parks	Impact Fees	Internal Service	Special Revenue	Storm Drainage	EDC
Property Tax	2,129,934	-	-	-	-	-	-	-
Sales Tax	-	-	-	-	-	-	-	346,000
Investment Income	80,000	62,000	8,000	25,000	500	-	500	24,000
License, Fees & Permits	-	-	220,000	-	-	6,700	75,000	-
Impact Fees	-	-	-	650,000	-	-	-	-
Contributions	-	-	-	-	-	52,500	-	-
Escrow Income	-	-	-	-	-	-	-	-
Grants/ Reimbursements	-	235,000	-	-	-	2,000	-	-
Transfers In	-	-	-	-	71,010	-	-	-
<b>Fund Total Revenues</b>	<b>2,209,934</b>	<b>297,000</b>	<b>228,000</b>	<b>675,000</b>	<b>71,510</b>	<b>61,200</b>	<b>75,500</b>	<b>370,000</b>

**Debt Service**



**Capital Projects**



**Parks**



**Impact Fees**



**Internal Service**



**Special Revenue**



**Storm Drainage**



**EDC**

